

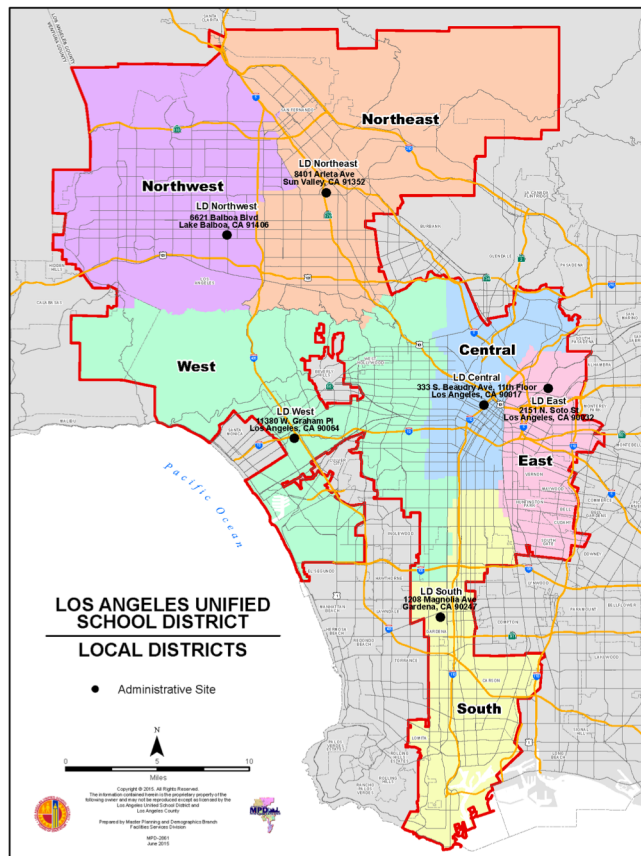


**Los Angeles Unified
The Work Ahead**

May 2019

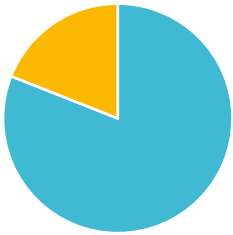
Los Angeles Unified

- Serving 26 Cities Across 720 Square Miles
- 1,106 K-12 Schools
- 90 Early Education Centers
- 11 Adult Education Schools
- 216 Independent Charter Schools
- 95 Languages Spoken by Students and Families



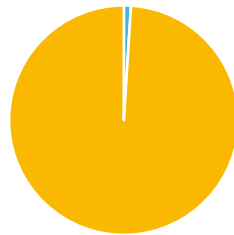
Unique Student Needs

Students Experiencing Homelessness



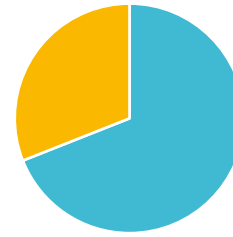
Langdon Ave. Elementary: 19%
Districtwide: 15,346

Students from Low-Income Families



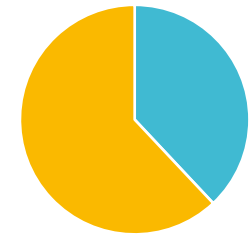
Flournoy Elementary: 99%
Districtwide: 411,944

Students with IEPs



Bridge St. Elementary: 31%
Districtwide: 65,515

English Language Learners



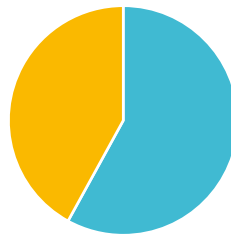
Esperanza Elementary: 62%
Districtwide: 102,486

Newcomers



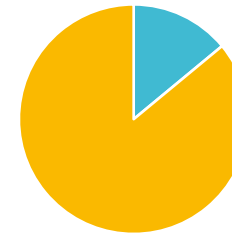
Bernstein High: 29%
Districtwide: 27,013

Chronically Absent Students



Mann UCLA Community School: 42%
Districtwide: 75,424

Gifted Students



Science Academy STEM Magnet: 86%
Districtwide: 60,445

Progress

Graduation Rate

- 77% in 2017-18
- 62% in 2009-10

Grade Level Proficiency in Math

- 32% in 2017-18
- 25% in 2014-15

Grade Level Proficiency in English Language Arts

- 42% in 2017-18
- 33% in 2014-15

Students Enrolled in AP Course

- 34,898 in 2017-18
- 29,894 in 2012-13

Instructional Days Lost to Suspension

- 5,294 in 2017-18
- 74,765 in 2007-08

We are not
satisfied

Grade Level Proficiency in Math & English Language Arts

- 68% not at grade level proficiency in Math
- 58% not at grade level proficiency in English

Opportunity Gaps

- 5% of English Learners enroll in Advanced Placement courses and only 32% enroll in college after high school
- African-American and Latino grade level proficiency rates in Math and English are less than half that of their peers
- 8% of students with disabilities achieve grade level proficiency in Math and 10% in English

Preparation for College

- 54% of graduates meet the UC/CSU entrance requirements
- Out of 100 students who enter 9th grade in LAUSD, how many will graduate from college within 6 years of high school graduation?

Community Engagement: What We Heard

3,000+ Families, Educators, Students, Community Members

150+ Focus Groups

"We should start implementing culturally and linguistically responsive pedagogy in a classroom-by-classroom basis."

-LAUSD Teacher

"If we can stop acting like all people learn the same, we would do things differently."

-LAUSD Parent

"I believe any program that helps students both socially and academically is fundamental for our children."

-LAUSD Parent and Employee

"There should be more counselors and mental health providers to address social-emotional needs."

-LAUSD Student

"Allocate resources and supports based on student and community needs."

-LAUSD Administrator

"Start providing traditional public schools the autonomies and flexibilities of pilot and partnership schools."

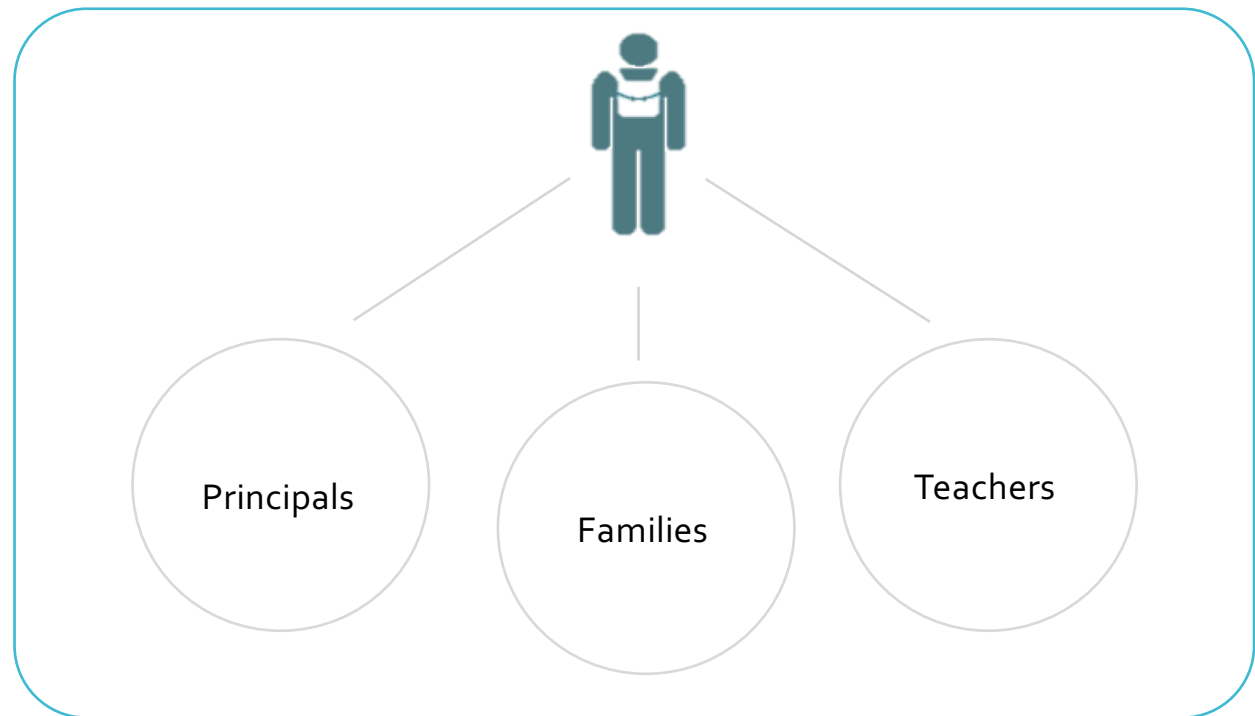
-Community Leader

**Empowering
Principals**

**Supporting
Teachers**

**Engaging
Families and
Communities**

Simplifying a Complex System to Put Students at the Center



Students at the
Center

Isabella's Story



Students at the Center

- Personalized Pathways for All Students
- One Counselor Serving the Whole Child
- \$238 Million Increase (Ten-Fold Increase) in Dollars Targeted Toward High-Need Students
- Unique Rules and Additional Supports for Opportunity Schools
- Better Support for Students with Disabilities

Empowering
Principals

Supporting
Teachers

Isabella's Teachers
and Principal



Empowering Principals

- Matching Local District Support to Communities of Schools
- Fewer Operational Demands on Principals So They Can Focus on Instruction
- Building Capacity of School Leaders
- Reducing Inefficiencies to Increase Funding to Schools
- Moving Toward Greater Budget Flexibilities

Supporting Teachers

- Reducing Class Size
- Additional counselors, nurses, librarians and support staff to work with of teachers
- Complete Picture of the Whole Child

Engaging Families and Communities



Engaging Families and Communities

- Removing Barriers for Families and Organizations
- More Complete Information on Each School
- Easier Way to Apply to Schools
- Local District Advisory Councils
- Meaningful Engagement with Parents as Partners
- All in for Public Education to Deliver More Wraparound Services



Supporting Teachers

- Reducing Class Size
- Additional counselors, nurses, librarians and support staff to work with teachers
- Complete Picture of the Whole Child
- Personalized Pathways for All Students
- One Counselor Serving the Whole Child
- Better Support for Students with Disabilities

Empowering Principals

- \$238 Million Increase (Ten-Fold Increase) in Dollars Targeted Toward High-Need Students
- Unique Rules and Additional Supports for Schools in Underserved Communities
- Matching Local District Support to Communities of Schools
- Fewer Operational Demands on Principals So They Can Focus on Instruction
- Building Capacity of School Leaders
- Reducing Inefficiencies to Increase Funding to Schools
- Moving Toward Greater Budget Flexibilities

Engaging Families and Communities

- Removing Barriers for Families and Organizations
- More Complete Information on Each School
- Easier Way to Apply to Schools
- Local District Advisory Councils
- Meaningful Engagement with Parents as Partners
- All in for Public Education to Deliver More Wraparound Services



1. Making Every Dollar Go Further

\$100 Million in annual savings by 2020
Reducing inefficiencies and overhead, cost savings on healthcare and putting more money into schools.

2. Increase Funding at State & Local Level



State: Proposed 2019-20 budget will increase per pupil funding from \$16,000 to \$16,127.

Local: Measure EE will increase per pupil spending from \$16,127 to nearly \$17,000. Charges 16 cents per square foot on buildings.

Increasing Funding for Schools

Thank
You

